







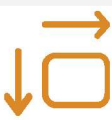




LM Series / Linear Weigher 1-6 Lines

 304 Stainless Steel	 Capacity 0.35 L
 Modular System	 Speed / dpm 8 - 60 (*)
 IP- 65	 Power supply
 Hygienic Design	 Available Video
 Layout	 PLC Siemens

(*) Depending on the number of lines and the type of product. This speed must be confirmed after the test.



SERMAX
S C A L E S



LM 04 C view (4 lines model)

[ONLINE Enquiry](#)



Samples of type of packages



Front view (4 lines model)



Side view



Detail view

The **SERMAX**® LM range of weighers has been designed for weighing and dosing small quantities, improving hygiene and safety within the weighing environment and focusing on granulated products, and maintaining at the same time, the required high level of precision. Key features include:

- ▶ Hygienic design
- ▶ Remote connection
- ▶ Direct unload to the package
- ▶ FDA components
- ▶ Mobile structure
- ▶ Overweight rejection
- ▶ Easy cleaning
- ▶ Offset distance between lines adjustable.
- ▶ Products mix

