








 304 Stainless Steel	 Capacity 0.5 / 2 / 5 L
 Modular Design	 Speed / dpm 8 - 45 (*)
 IP- 65	 Power Supply
 Hygienic Design	 Available video
 Layout	 PLC Siemens


(*) Depending on the model and type of product



CLM view (8 lines image)




Samples of packages



Front view



Side view



Footprint view

The SERMAX® CLM range of multihead weighers has been designed to obtain a fixed weight, in the dosing of extremely adherent and/or fragile irregular products, improving hygiene and safety within the weighing environment. Approved as a solution with 0% contamination, highly hygienic.

Key features include:

- ▶ Hygienic design
- ▶ Remote assistance
- ▶ Manual feeding
- ▶ FDA approved
- ▶ Mobile support
- ▶ Overweight rejection
- ▶ Easy cleaning
- ▶ Taylormade
- ▶ Products mix